


## Low profile transformer FL



### General Data

Rated input voltage 2 x 115 Vac
Rated output voltage 2 x 5 - 2 x 24 Vac
Rated power 2 - 52 VA
Insulation class E
Maximum ambient temperature 40 °C
Efficiency up to 81 %
Degree of protection IP 00

### Advantages

Minimum size at high output
Low height
Double input voltage for series or parallel connection
Double output voltage for series or parallel connection
Permanent corrosion protection, high insulation value and maximum electrical reliability thanks to XtraDenseFill resin encapsulation
Coil shell in 2-chamber technology
Self-extinguishing potting material

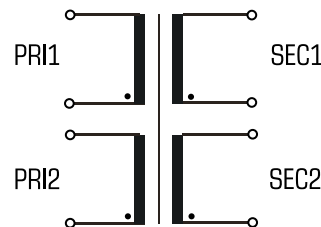
### Applications

As a mains transformer for adjustment of the voltage and simple electrical isolation.

As an isolating transformer for the safe electrical isolation of the input and output sides. The transformer may be used to set up protective separation as a protective measure in accordance with VDE 0100.

As a safety isolating transformer for the safe electrical isolation of the input and output sides. The transformer is suitable for creating SELV and PELV circuits because of the limit on the output voltage.

### Sample application



### Standards



Mains transformer  
to: VDE 0570 Teil 2-1, DIN EN 61558-2-1, EN 61558-2-1, IEC 61558-2-1, UL 5085-1/-2, CSA 22.2 No.66

Isolating transformer  
to: VDE 0570 Part 2-4, DIN EN 61558-2-4, EN 61558-2-4, IEC 61558-2-4, UL 5085-1/-2, CSA 22.2 No.66

Safety isolating transformer  
to: VDE 0570 Part 2-6, DIN EN 61558-2-6, EN 61558-2-6, IEC 61558-2-6, UL 5085-1/-2, CSA 22.2 No.66

### Approvals



ENEC 10 (VDE), UL 5085-1/-2, CSA 22.2 No.66



## Low profile transformer FL



Typ	FL 2/..	FL 4/..	FL 6/..	FL 8/..	FL 10/..	FL 14/..
<b>Electrical data</b>						
<b>Input</b>						
Rated input voltage	2 x 115 Vac	2 x 115 Vac	2 x 115 Vac	2 x 115 Vac	2 x 115 Vac	2 x 115 Vac
Rated frequency	50 - 60 Hz	50 - 60 Hz	50 - 60 Hz	50 - 60 Hz	50 - 60 Hz	50 - 60 Hz
<b>Output</b>						
<b>Rated output voltage: Order no.</b>	2x5 Vac: FL 2/5 2x6 Vac: FL 2/6 2x8 Vac: FL 2/8 2x9 Vac: FL 2/9 2x12 Vac: FL 2/12 2x15 Vac: FL 2/15 2x24 Vac: FL 2/24*	2x6 Vac: FL 4/6 2x8 Vac: FL 4/8 2x12 Vac: FL 4/12 2x15 Vac: FL 4/15 2x18 Vac: FL 4/18 2x24 Vac: FL 4/24*	2x5 Vac: FL 6/5 2x6 Vac: FL 6/6 2x8 Vac: FL 6/8 2x9 Vac: FL 6/9 2x12 Vac: FL 6/12 2x15 Vac: FL 6/15 2x18 Vac: FL 6/18 2x24 Vac: FL 6/24*	2x6 Vac: FL 8/6 2x8 Vac: FL 8/8 2x9 Vac: FL 8/9 2x12 Vac: FL 8/12 2x15 Vac: FL 8/15 2x18 Vac: FL 8/18 2x24 Vac: FL 8/24*	2x5 Vac: FL 10/5 2x6 Vac: FL 10/6 2x8 Vac: FL 10/8 2x9 Vac: FL 10/9 2x12 Vac: FL 10/12 2x15 Vac: FL 10/15 2x18 Vac: FL 10/18 2x24 Vac: FL 10/24*	2x5 Vac: FL 14/5 2x6 Vac: FL 14/6 2x8 Vac: FL 14/8 2x9 Vac: FL 14/9 2x12 Vac: FL 14/12 2x15 Vac: FL 14/15 2x18 Vac: FL 14/18 2x24 Vac: FL 14/24*
Rated Power	2.0 VA	4.0 VA	6.0 VA	8.0 VA	10.0 VA	14.0 VA
No-load voltage (app. x factor)	1.35	1.35	1.35	1.22	1.32	1.28
No-load loss (typ.)	0.60 W	0.90 W	1.20 W	1.30 W	1.10 W	1.20 W
Efficiency	66 %	66 %	69 %	76 %	72 %	74 %
<b>Standards</b>						
Classification	Safety isolating transformer *Mains transformer (without VDE mark)	Safety isolating transformer *Mains transformer (without VDE mark)	Safety isolating transformer *Mains transformer (without VDE mark)	Safety isolating transformer *Mains transformer (without VDE mark)	Safety isolating transformer *Mains transformer (without VDE mark)	Safety isolating transformer *Mains transformer (without VDE mark)
<b>Approvals</b>						
Approvals	cURus, ENEC 10 (VDE)	cURus, ENEC 10 (VDE)	cURus, ENEC 10 (VDE)	cURus, ENEC 10 (VDE)	cURus, ENEC 10 (VDE)	cURus, ENEC 10 (VDE)
<b>Environment</b>						
Ambient temperature max.	40 °C	40 °C	40 °C	40 °C	40 °C	40 °C
<b>Safety and protection</b>						
Type	Encapsulated	Encapsulated	Encapsulated	Encapsulated	Encapsulated	Encapsulated
Class of Insulation System	VDE=E, UL=class 105	VDE=E, UL=class 105	VDE=E, UL=class 105	VDE=E, UL=class 105	VDE=E, UL=class 105	VDE=E, UL=class 105
Protection index	IP 00	IP 00	IP 00	IP 00	IP 00	IP 00
Safety class (prepared)	II	II	II	II	II	II
Short circuit strength	non-short-circuit proof	non-short-circuit proof	non-short-circuit proof	non-short-circuit proof	non-short-circuit proof	non-short-circuit proof
<b>Order numbers</b>						
<b>Order Number</b>	<b>see rated output voltage</b>	<b>see rated output voltage</b>	<b>see rated output voltage</b>	<b>see rated output voltage</b>	<b>see rated output voltage</b>	<b>see rated output voltage</b>

1.1

1.2

1.3

2.1

2.2

3.1

3.2

3.3

4.0

5.1

5.2

# 1 Transformers

## Low profile transformers



## Low profile transformer FL



Typ	FL 18/..	FL 24/..	FL 30/..	FL 42/..	FL 52/..
<b>Electrical data</b>					
<b>Input</b>					
Rated input voltage	2 x 115 Vac	2 x 115 Vac	2 x 115 Vac	2 x 115 Vac	2 x 115 Vac
Rated frequency	50 - 60 Hz	50 - 60 Hz	50 - 60 Hz	50 - 60 Hz	50 - 60 Hz
<b>Output</b>					
<b>Rated output voltage: Order no.</b>	2x5 Vac: FL 18/5 2x6 Vac: FL 18/6 2x8 Vac: FL 18/8 2x9 Vac: FL 18/9 2x12 Vac: FL 18/12 2x15 Vac: FL 18/15 2x18 Vac: FL 18/18 2x24 Vac: FL 18/24*	2x5 Vac: FL 24/5 2x6 Vac: FL 24/6 2x8 Vac: FL 24/8 2x9 Vac: FL 24/9 2x12 Vac: FL 24/12 2x15 Vac: FL 24/15 2x18 Vac: FL 24/18 2x24 Vac: FL 24/24*	2x5 Vac: FL 30/5 2x6 Vac: FL 30/6 2x8 Vac: FL 30/8 2x9 Vac: FL 30/9 2x12 Vac: FL 30/12 2x15 Vac: FL 30/15 2x18 Vac: FL 30/18 2x24 Vac: FL 30/24**	2x5 Vac: FL 42/5 2x6 Vac: FL 42/6 2x8 Vac: FL 42/8 2x9 Vac: FL 42/9 2x12 Vac: FL 42/12 2x15 Vac: FL 42/15 2x18 Vac: FL 42/18 2x24 Vac: FL 42/24**	2x5 Vac: FL 52/5 2x6 Vac: FL 52/6 2x8 Vac: FL 52/8 2x9 Vac: FL 52/9 2x12 Vac: FL 52/12 2x15 Vac: FL 52/15 2x18 Vac: FL 52/18 2x24 Vac: FL 52/24**
Rated Power	18.0 VA	24.0 VA	30.0 VA	42.0 VA	52.0 VA
No-load voltage (app. x factor)	1.22	1.20	1.17	1.16	1.12
No-load loss (typ.)	1.50 W	1.60 W	1.70 W	3.50 W	4.00 W
Efficiency	77 %	77 %	81 %	81 %	81 %
<b>Standards</b>					
Classification	Safety isolating transformer *Mains transformer (without VDE mark)	Safety isolating transformer *Mains transformer (without VDE mark)	Safety isolating transformer **isolating transformer (without VDE mark)	Safety isolating transformer **isolating transformer (without VDE mark)	Safety isolating transformer **isolating transformer (without VDE mark)
<b>Approvals</b>					
Approvals	cURus, ENEC 10 (VDE)	cURus, ENEC 10 (VDE)	cURus, ENEC 10 (VDE)	cURus, ENEC 10 (VDE)	cURus, ENEC 10 (VDE)
<b>Environment</b>					
Ambient temperature max.	40 °C	40 °C	40 °C	40 °C	40 °C
<b>Safety and protection</b>					
Type	Encapsulated	Encapsulated	Encapsulated	Encapsulated	Encapsulated
Class of Insulation System	VDE=E, UL=class 105	VDE=E, UL=class 105	VDE=E, UL=class 105	VDE=E, UL=class 105	VDE=E, UL=class 105
Protection index	IP 00	IP 00	IP 00	IP 00	IP 00
Safety class (prepared)	II	II	II	II	II
Short circuit strength	non-short-circuit proof	non-short-circuit proof	non-short-circuit proof	non-short-circuit proof	non-short-circuit proof
<b>Order numbers</b>					
<b>Order Number</b>	<b>see rated output voltage</b>	<b>see rated output voltage</b>	<b>see rated output voltage</b>	<b>see rated output voltage</b>	<b>see rated output voltage</b>

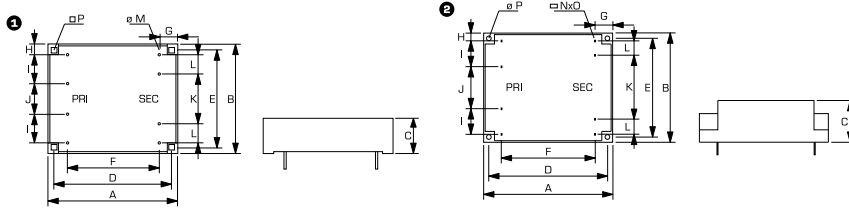


## Low profile transformer FL



Mechanical data	Typ	Terminals	Core type	Weight	Dimension picture (in mm)																
						A	B	C	D	E	F	G	H	I	J	K	L	M	N	O	P
	FL 2/..	Pins for PCB	UI 30/5,5	0.12 kg	1	53	44	17.6	47.5	37.5	35	9	4.5	10	15	25	5	0.8	-	-	2.5
	FL 4/..	Pins for PCB	UI 30/7,5	0.15 kg	1	53	44	19.6	47.5	37.5	35	9	4.5	10	15	25	5	0.8	-	-	2.5
	FL 6/..	Pins for PCB	UI 30/10,5	0.18 kg	1	53	44	22.6	47.5	37.5	35	9	4.5	10	15	25	5	0.8	-	-	2.5
	FL 8/..	Pins for PCB	UI 30/16,5	0.25 kg	1	53	44	28.6	47.5	37.5	35	9	4.5	10	15	25	5	0.8	-	-	2.5
	FL 10/..	Pins for PCB	UI 39/8	0.28 kg	1	68	57	22.8	62.5	50	45	11.5	5.5	15	16	26	10	0.8	-	-	2.5
	FL 14/..	Pins for PCB	UI 39/10,2	0.32 kg	1	68	57	24.4	62.5	50	45	11.5	5.5	15	16	26	10	0.8	-	-	2.5
	FL 18/..	Pins for PCB	UI 39/13,5	0.38 kg	1	68	57	27.6	62.5	50	45	11.5	5.5	15	16	26	10	0.8	-	-	2.5
	FL 24/..	Pins for PCB	UI 39/17	0.45 kg	1	68	57	31.4	62.5	50	45	11.5	5.5	15	16	26	10	0.8	-	-	2.5
	FL 30/..	Pins for PCB	UI 39/21	0.53 kg	2	68	57	35.8	62.5	50	45	11.5	5.5	15	16	26	10	0.8	-	-	2.5
	FL 42/..	Pins for PCB	UI 48/17	0.72 kg	2	83.5	70	39	75	60	53.5	15	6.5	15	27	37	10	-	0.5	1	3.1
	FL 52/..	Pins for PCB	UI 48/26	0.98 kg	2	86.5	70	49	75	60	53.5	16.5	6.5	15	27	37	10	-	0.5	1	3.1

## Dimension pictures



1.1

1.2

1.3

2.1

2.2

3.1

3.2

3.3

4.0

5.1

5.2