

2A, 50V - 600V Super Fast Surface Mount Rectifier

FEATURES

- Glass passivated chip junction
- Ideal for automated placement
- Low profile package
- Super fast recovery time for high efficiency
- Moisture sensitivity level: level 1, per J-STD-020
- RoHS Compliant
- Halogen-free according to IEC 61249-2-21

APPLICATIONS

- DC to DC converter
- Switching mode converters and inverters
- Lighting application
- Snubber
- Freewheeling application

MECHANICAL DATA

- Case: DO-214AA (SMB)
- Molding compound meets UL 94V-0 flammability rating
- Terminal: Matte tin plated leads, solderable per J-STD-002
- Meet JESD 201 class 2 whisker test
- Polarity: Indicated by cathode band
- Weight: 0.090g (approximately)

KEY PARAMETERS		
PARAMETER	VALUE	UNIT
I_F	2	A
V_{RRM}	50 - 600	V
I_{FSM}	50	A
T_{JMAX}	150	°C
Package	DO-214AA (SMB)	
Configuration	Single die	



DO-214AA (SMB)



ABSOLUTE MAXIMUM RATINGS ($T_A = 25^\circ\text{C}$ unless otherwise noted)										
PARAMETER	SYMBOL	ES2A	ES2B	ES2C	ES2D	ES2F	ES2G	ES2H	ES2J	UNIT
Marking code on the device		ES2A	ES2B	ES2C	ES2D	ES2F	ES2G	ES2H	ES2J	
Repetitive peak reverse voltage	V_{RRM}	50	100	150	200	300	400	500	600	V
Reverse voltage, total rms value	$V_{R(RMS)}$	35	70	105	140	210	280	350	420	V
Forward current	I_F	2								A
Surge peak forward current, 8.3ms single half sine-wave superimposed on rated load	I_{FSM}	50								A
Junction temperature	T_J	- 55 to +150								°C
Storage temperature	T_{STG}	- 55 to +150								°C

THERMAL PERFORMANCE			
PARAMETER	SYMBOL	TYP	UNIT
Junction-to-lead thermal resistance	$R_{\theta JL}$	20	°C/W
Junction-to-ambient thermal resistance	$R_{\theta JA}$	75	°C/W

ELECTRICAL SPECIFICATIONS (TA = 25°C unless otherwise noted)						
PARAMETER		CONDITIONS	SYMBOL	TYP	MAX	UNIT
Forward voltage ⁽¹⁾	ES2A ES2B ES2C ES2D	$I_F = 2A, T_J = 25^\circ C$	V_F	-	0.95	V
	ES2F ES2G			-	1.30	V
	ES2H ES2J			-	1.70	V
Reverse current @ rated V_R ⁽²⁾		$T_J = 25^\circ C$	I_R	-	10	μA
		$T_J = 125^\circ C$		-	350	μA
Junction capacitance	ES2A ES2B ES2C ES2D	1MHz, $V_R = 4.0V$	C_J	25	-	pF
	ES2F ES2G ES2H ES2J			20	-	pF
Reverse recovery time		$I_F = 0.5A, I_R = 1.0A,$ $I_{rr} = 0.25A$	t_{rr}	-	35	ns

Notes:

1. Pulse test with PW = 0.3ms
2. Pulse test with PW = 30ms

ORDERING INFORMATION		
ORDERING CODE⁽¹⁾	PACKAGE	PACKING
ES2x	DO-214AA (SMB)	3,000 / Tape & Reel

Notes:

1. "x" defines voltage from 50V(ES2A) to 600V(ES2J)

CHARACTERISTICS CURVES

($T_A = 25^\circ\text{C}$ unless otherwise noted)

Fig.1 Forward Current Derating Curve

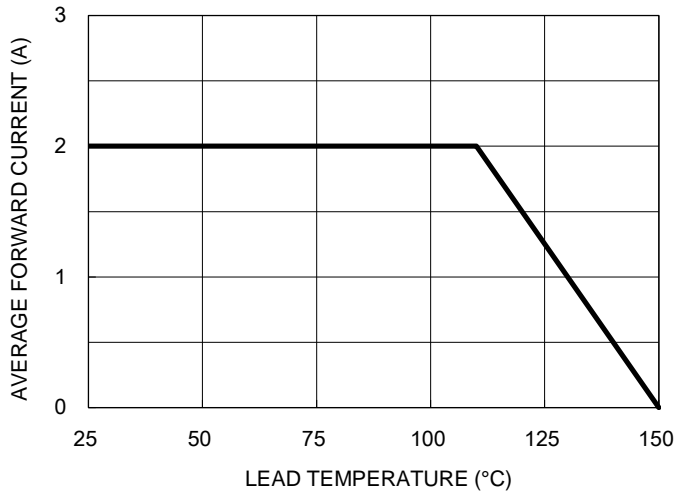


Fig.2 Typical Junction Capacitance

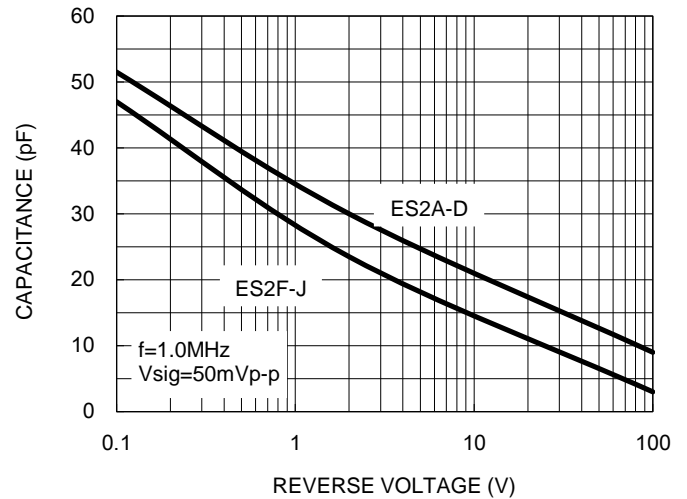


Fig.3 Typical Reverse Characteristics

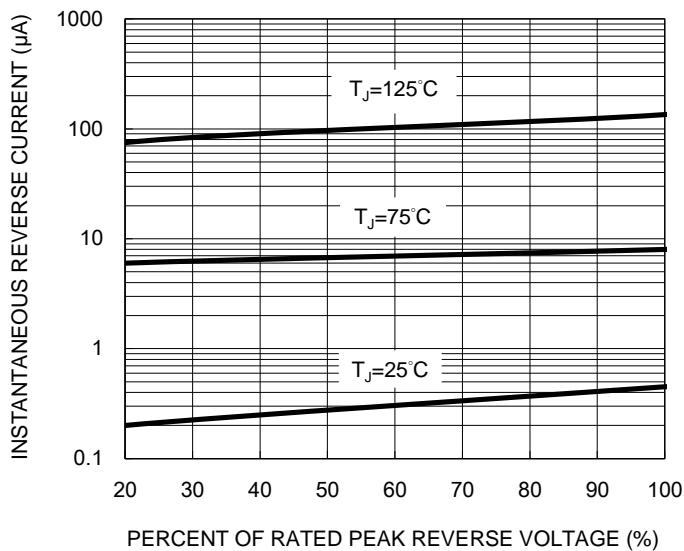
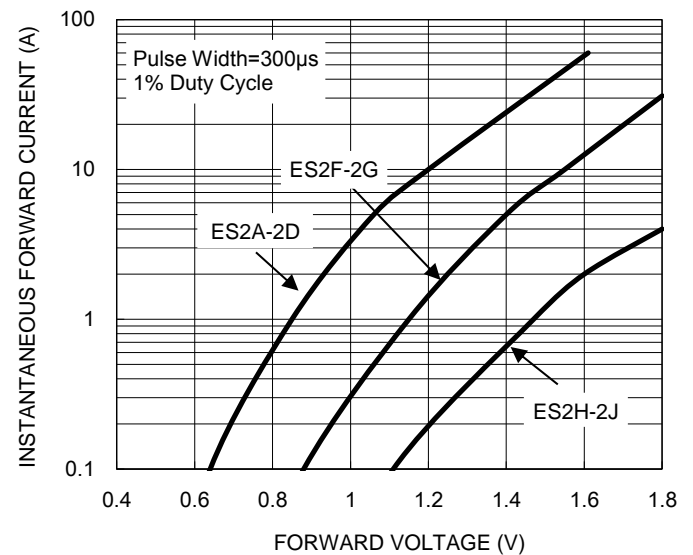


Fig.4 Typical Forward Characteristics



CHARACTERISTICS CURVES

(T_A = 25°C unless otherwise noted)

Fig.5 Maximum Non-Repetitive Forward Surge Current

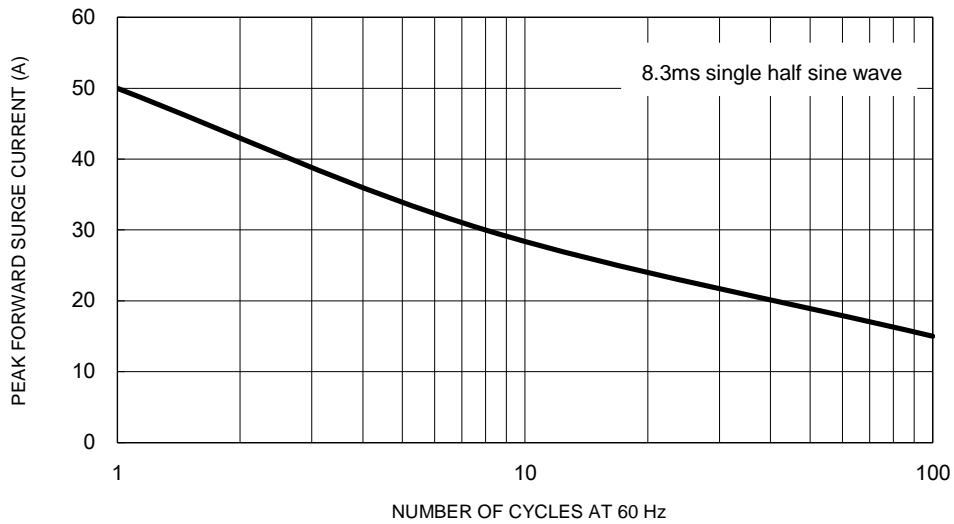
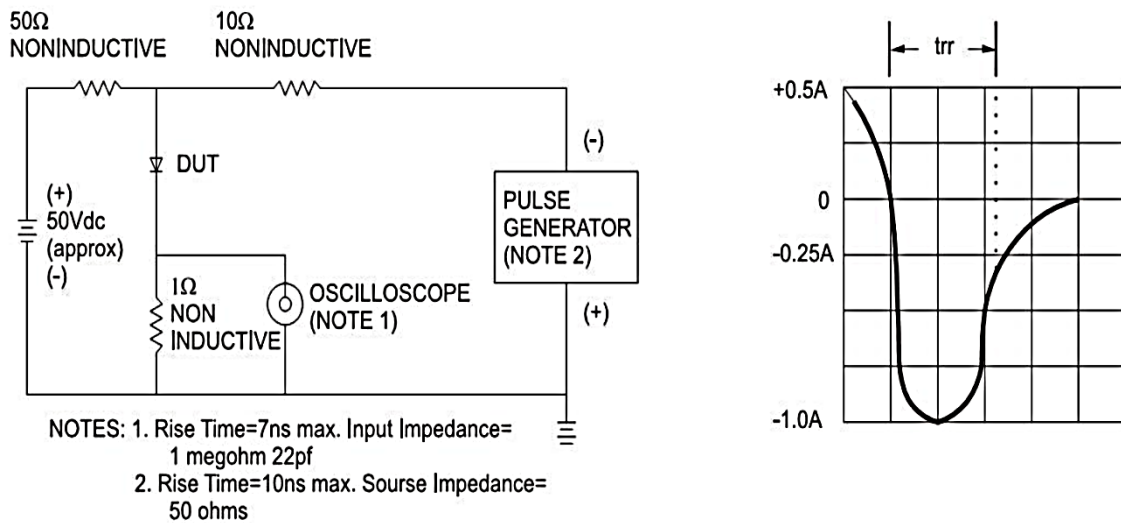
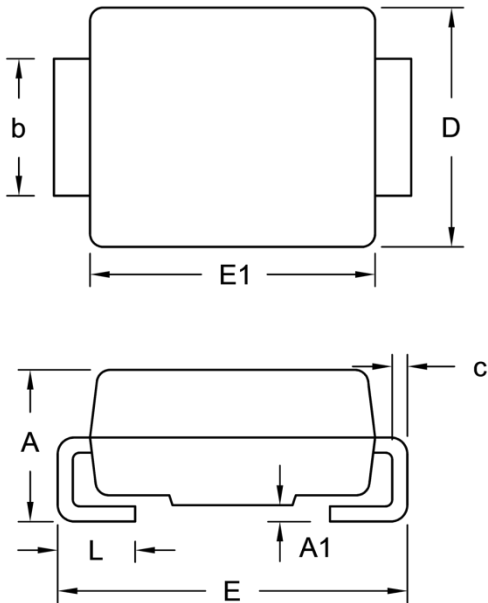


Fig.6 Reverse Recovery Time Characteristic and Test Circuit Diagram



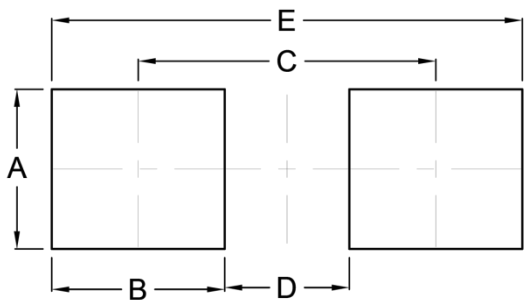
PACKAGE OUTLINE DIMENSIONS

DO-214AA (SMB)



DIM.	Unit (mm)		Unit (inch)	
	Min.	Max.	Min.	Max.
A	1.95	2.65	0.077	0.104
A1	0.05	0.20	0.002	0.008
b	1.95	2.20	0.077	0.087
c	0.15	0.31	0.006	0.012
D	3.30	3.95	0.130	0.156
E	5.10	5.60	0.201	0.220
E1	4.05	4.60	0.159	0.181
L	0.75	1.60	0.030	0.063

SUGGESTED PAD LAYOUT



Symbol	Unit (mm)	Unit (inch)
A	2.30	0.091
B	2.50	0.098
C	4.30	0.169
D	1.80	0.071
E	6.80	0.268

MARKING DIAGRAM



- P/N = Marking Code
- G = Green Compound
- YW = Date Code
- F = Factory Code

Notice

Specifications of the products displayed herein are subject to change without notice. TSC or anyone on its behalf, assumes no responsibility or liability for any errors or inaccuracies.

Purchasers are solely responsible for the choice, selection, and use of TSC products and TSC assumes no liability for application assistance or the design of Purchasers' products.

Information contained herein is intended to provide a product description only. No license, express or implied, to any intellectual property rights is granted by this document. Except as provided in TSC's terms and conditions of sale for such products, TSC assumes no liability whatsoever, and disclaims any express or implied warranty, relating to sale and/or use of TSC products including liability or warranties relating to fitness for a particular purpose, merchantability, or infringement of any patent, copyright, or other intellectual property right.

The products shown herein are not designed for use in medical, life-saving, or life-sustaining applications. Customers using or selling these products for use in such applications do so at their own risk and agree to fully indemnify TSC for any damages resulting from such improper use or sale.